

FACT CARD 2018-19

Mission

South Arkansas Community College promotes excellence in learning, teaching, and service; provides lifelong educational opportunities; and serves as a cultural, intellectual, and economic resource for the community.

Vision

South Arkansas Community College will strive to be the leading resource for accessible education, workforce training, partnerships and economic development for our region.

Accreditation

South Arkansas Community College is accredited by the Higher Learning Commission.
Web site: www.higherlearningcommission.org



SouthArk Strategic Plan 2017-2022: Transformational Journey

Pathways: Foster student success through pathways to completion.

Connections: Strengthen connections through communication and partnerships.

Campus Culture: Broaden a campus culture of respect & awareness of individual needs, abilities, & potential.

Student Experience: Enhance the student experience.

2018-2019

	Fall 2018	Spring 2019		Fall 2018	Spring 2019
Headcount	1,472	1,341	Full-Time ≥ 12 hours	554 (38%)	560 (42%)
SSCH* (Student Semester Credit Hours)	13,602	12,617	Part-Time > 12 hours	918 (62%)	781 (58%)

*Registered for Fall 2018 or Spring 2019

Programs

ARTS AND SCIENCES

Accounting	Business	Early Childhood Education
Associate of Arts/ General Studies	Criminal Justice	Entertainment and Media Arts
Associate of Science in Education	Computer Information Technology	Office Occupations

HEALTH SCIENCES

Emergency Medical Technician	Medical Coding	Registered Nursing: LPN to RN
Advanced EMT	Phlebotomy	Occupational Therapy Assistant
Community Paramedic	Physical Therapist Assistant	Radiologic Technology
Paramedic	Practical Nursing	Surgical Technology

CAREER AND TECHNICAL EDUCATION

Automotive Service Technology	Industrial Technology	Welding Technology
General Technology	Process Technology	Culinary

WORKFORCE AND CONTINUING EDUCATION

Adult Education	Community Education	Academic and Career Achievement Program
Corporate Education		

Employees

(as of November 1, 2018)

Faculty.....	51	Classified.....	45
Adjunct Faculty (Part-Time)	46	Professional Non-Faculty.....	57

Administration

Dr. Barbara Jones.....	President
Dr. Michael Murders.....	Vice President for Academic Affairs
Dr. Derek Moore.....	Vice President for Student Services
Mr. Carey Tucker.....	Vice President for Finance & Administration
Dr. W.T. Kirk.....	Associate Vice President for Administration
Dr. Stephanie Tully-Dartez.....	Associate VP for Planning & Career Education
Dr. James Yates.....	Associate VP for Arts, Sciences, & Academic Support
Ms. Sherry Howard.....	Associate VP for Workforce & Advancement

Board of Trustees

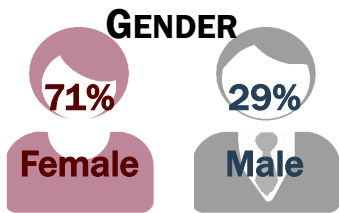
Mr. Steve Cousins, Chair	Mr. José Covas	Ms. Melissa Jerry
Dr. Kermit Parks, Secretary	Mr. Wayne Gibson	Ms. Tasha Sinclair
Ms. Kerri Brown	Mr. Gary Griffis	Ms. Crystal Yeager

For Charitable Giving and Alumni Relations,
Cynthia Reyna, Director of Foundation.
creyna@southark.edu
870-864-7130


West Campus
300 S. West Ave
El Dorado, AR, 71730
Phone: 870-862-8131

East Campus
3696 East Main Road
El Dorado, AR, 71730
Phone: 870-862-4926

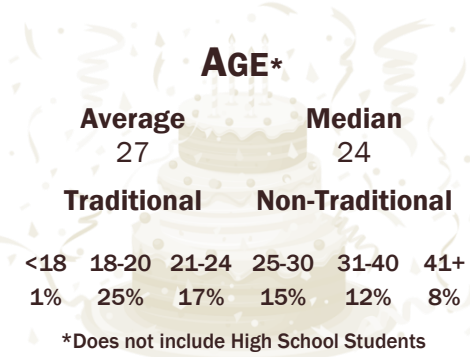
Warren Site
800 N. Walnut
Warren, AR, 71671
Phone: 870-226-6920



SouthArk has over 20 Transfer Agreements with 4-Year Universities



SouthArk's Average Student to Faculty Ratio is 14:1

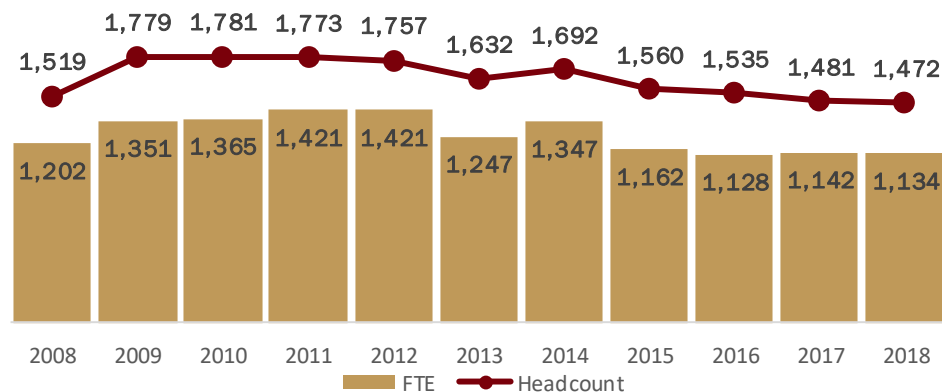


2017-2018 HIGH SCHOOL STUDENTS RECEIVING COLLEGE CREDIT


	Headcount	SSCHs
Concurrent	201	1,578
Secondary Tech Center	175	1,417
Dual Credit	63	378
Total	439	3,373

Fall Headcount and Full Time Equivalent (FTE)*

* FTE = Student Semester Credit Hours for the Fall semester divided by 12

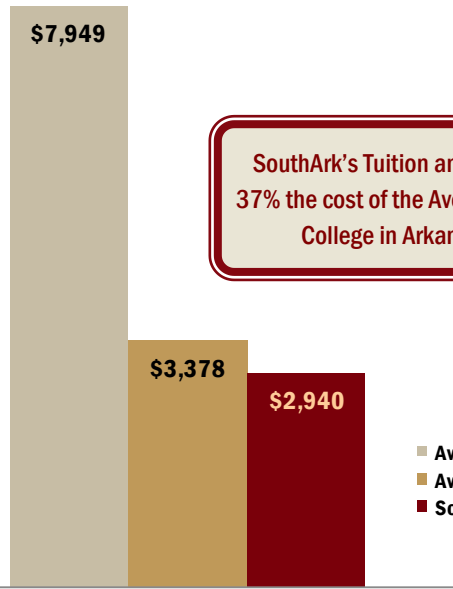


2017-2018 Credentials



\$7,949

SouthArk's Tuition and Fees are 37% the cost of the Average 4-Year College in Arkansas!²



In-State Tuition and Fees for Full-Time Students per Semester

Financial Aid Awards 2017-2018

Award Type	# of Recipients	Total Amount Awarded
Pell	855	\$3,203,807
Other Grants	109	\$62,764
Scholarships	296	\$516,599

76% of SouthArk Students receive some form of Financial Aid

58.7% of credential seeking students, have graduated, transferred, or are still enrolled after 2 years.³

According to the 2018 College Scorecard, the Average Reported Salary of SouthArk's Graduates is \$29,000. Similar size schools in the state average \$25,200.¹

2018-2019 Tuition per Semester Credit Hour
In-District: \$84 Out-of-District: \$97 Out-of-State: \$172

¹: US Dept. of Education, College Scorecard, 2018 ; ²: Integrated Postsecondary Education Data System (IPEDS), Published In-State Tuition and Fees AY2017, Fall 2016; ³: Voluntary Framework of Accountability, 2018, Fall 2015 Cohort